

Future Field Guide

Name: _____

Class: _____



You: Future Explorer Cadet

Your mission: To explore the possibilities of the future

Complete the following “Future Gallery” tasks to become a leader of the Future! Tasks can be completed in any order.



Task #1

Watch this video “A day Made of Glass 2” and answer the following questions:



List 2 things in the video that would make your life better...

1. _____

Why? _____

2. _____

Why? _____

List 2 things in the video that would make life worse...

1. _____

Why? _____

2. _____

Why? _____

Task #2

Look at the collection of photos from different schools over time. Think about what changes have occurred over the last 150 years. What will school look like in the future?

Link to photos:



How would a child in the year 2084 fill out this form?

Draw a PICTURE



My classroom today



What I write with



How I get to school

Task #3

Postcards of the Future



Scan this QR code and open the URL. Then download the .Pdf slideshow. You will see postcards from 1899 that predict future inventions of 2000. Take a look to see how many of them are accurate!



Now grab an index card and create your own postcard depicting an invention that will exist in the year 3000. Find the table labeled task #3 to find your supplies.

Task #4

The Electric Car

Watch this 10 minute video about the electric car:



Take an Electric car quiz:

Create a Pro and Con list about the electric car:

3 reasons why I want an electric car	3 reasons why I don't want an electric car
1.	1.
2.	2.
3.	3.

TASK #5

MUSIC

Find the Table marked TASK #5

Use THE DIFFERENT DEVICES TO PLAY MUSIC FROM THE PAST.

HOW DO YOU PREDICT MUSIC WILL BE PERFORMED, RECORDED,
AND LISTENED TO IN THE FUTURE?

USE WORDS OR DRAWINGS TO EXPRESS YOUR IDEAS.

Task # 6

Go to the website bit.ly/kPEkf and explore.



Name a trend in these categories: food, home, work & transportation.

Food: _____

Home: _____

Work: _____

Transportation:

Your Middle School Future

Respond to these questions by recording yourself with your iPad.

What are you nervous about for middle school? What are you excited about?

Task # 8

Calculate Your Footprint

[Go to this website and take the quiz. http://
calc.zerofootprint.net/youth/](http://calc.zerofootprint.net/youth/)



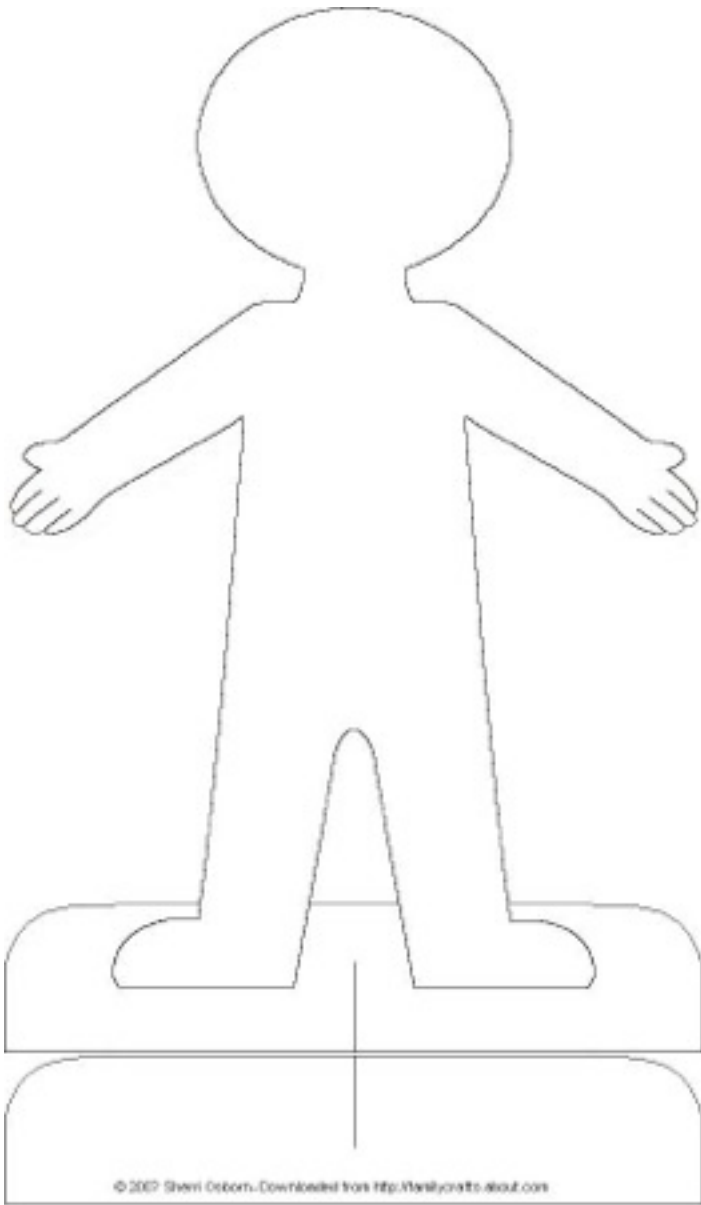
What number was your footprint? What can you do to
reduce
your footprint?

Task # 9

Future poster and Create Your Future Self

Look for the table with TASK #9. Read the poster: "The future 10 Years"

Use the supplies at the station to create a paper doll of the "future you"! What are the clothes of the Future? What will you eat at lunch? How will you get to work? What types of technology will you be using at work? What job will you have? Use speech and thought bubbles to describe your job, the tasks of your job, and what skills are needed to do that job.



Task # 10

Go to this website and read about these forms of alternative energy: sun, wind, water, hydrogen, geothermal, and bio-fuel.



Design a toy or appliance that uses one of those forms of alternative energy. Sketch the plans for the toy or appliance.



Task # 11

Ocean Pollution

The water in the tub is from the Gulf of Mexico. It is a sample of the trash found in oceans all over the world.

Set the timer on your iPad for 30 seconds.

Remove as much trash as you can with the tongs, skimmer, or your fingers.

Take a picture of what you were able to remove.

What do you think this means for the future of the ocean?

What do you think this means for people of the future?

Now watch the Garbage Island video. (There are a couple of adult words in the video, so be warned.)



Look at your answers to the questions above.

What did you learn about Garbage Island that you could use to expand your answers?

Task # 12

Retro-Futurism:

a revived enthusiasm for depictions of the future created in the past; also, the use of a style considered futuristic in the past

Watch this video from the 1960's describing "kitchens of the Future":



Based on what you have seen, what might your kitchen have in the year 2040? Describe or draw a 2040 kitchen.

Task #13

Find the table labeled Task #13.

The future life in literature

Read an except from the book "Virtual war" by Gloria Skurzynski or "2095" by jon scieszka.

Do you think the future will be similar to the author's idea?

Write what you think a typical day will be like in 50 or 100 years.

Task #14

Human-like Robots

Watch the video on realistic robots!



Think of 5 jobs where a human-like robot could replace a human worker:

(example: fast food drive-thru window)

1.

2.

3.

4.

5.

Task #15

Recycled Poetry


Find the table Labeled Task #14. Take a look at the example of the “Found Poetry” created by using old books and a marker. Grab a page from a “withdrawn book” and a marker and let the creativity flow! Take a picture of your poetry with your ipad.



Task #16

Be an Inventor!

Find the table labeled task #16. Using the items provided, invent a tool or gadget that will be useful in the future. Take a picture with your ipad.



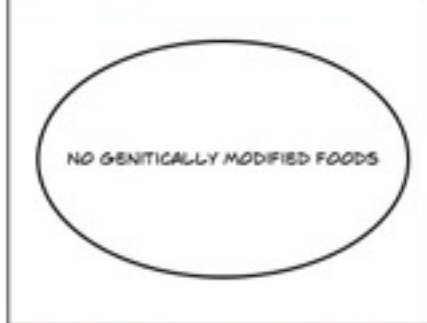
Task #17

- My Wishes For the World

Our World Has many problems that could become a huge problem in the future if a solution isn't found. You might worry about global warming or over population as just a few examples. Create a Comic Life using your iPad to show your Wishes for the World.

Criteria for your comic Life:

- Choices demonstrate insightful thinking
- Photos are relevant to the wishes
- Color and layout enhance the collage



Task #18

Future Similes

sim·i·le

/'simələ/

Noun

1. A figure of speech involving the comparison of one thing with another thing of a different kind, (e.g., *as brave as a lion*).
2. The use of such a method of comparison.

Find the butcher paper with the similes written on them and add your simile to the list. At the end, we will see how all of 5th grade responds.

Consider these before you make your final decision:

- The Future is like a clock because
- The Future is like a song because
- The Future is like a car because
- The Future is like a game because
- The Future is like a circus because
- See if you can create your own Future Simile

Task #19

Genetic Testing- What if You could see your Future and the diseases you might encounter? The debate is on... should parents get genetic maps of their children's Genes so they would know if their children might be sick in the future?

Read the blue highlighted parts of the *Time* Magazine for this task. Consider the pros and cons of finding out about your future child's genetic make-up. If your children might develop cancer, obesity, diabetes, would you want to know?

Write the Pros and Cons on this T Chart


Pros

Cons

Your fellow 5th Graders, GT students, created this last task. Find Station #20 and follow their directions. Last week, they had to create a Lunar Vehicle that was completely made of edible items. It needed to travel down a ramp of 50 cm, be at least 20 cm long and 10 cm wide. It was a Lot of fun! Then they each had to enter a Task assignment for you to do in the Future Fair. The task at station #20 is the task that was either combined from several students or the best task that was submitted. Let's see how they did!



Future guide star chart



Once a task is completed, see a teacher for a “Star”. Be ready to show your work! Try to earn all 20 stars!

Task #1	Task #5	Task #9	Task #13	Task #17
Task #2	Task #6	Task #10	Task #14	Task #18
Task #3	Task #7	Task #11	Task #15	Task #19
Task #4	Task #8	Task #12	Task #16	Task #20



